

Make a mini bed!


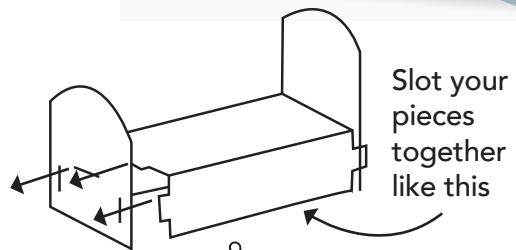
tender leaf®
printables
www.tenderleaftoys.com

Make a paper bed for big sister bunny from our Cottontail Cottage. Print out this page and stick onto card. Next, carefully cut out all 4 pieces. Then fold the bed along the dotted lines. Finally ask a grown up to cut out the slits on the headboards so that it can all slot together as shown in the diagram below.


Share
your creations
with us!
#tenderleaf
f i p t



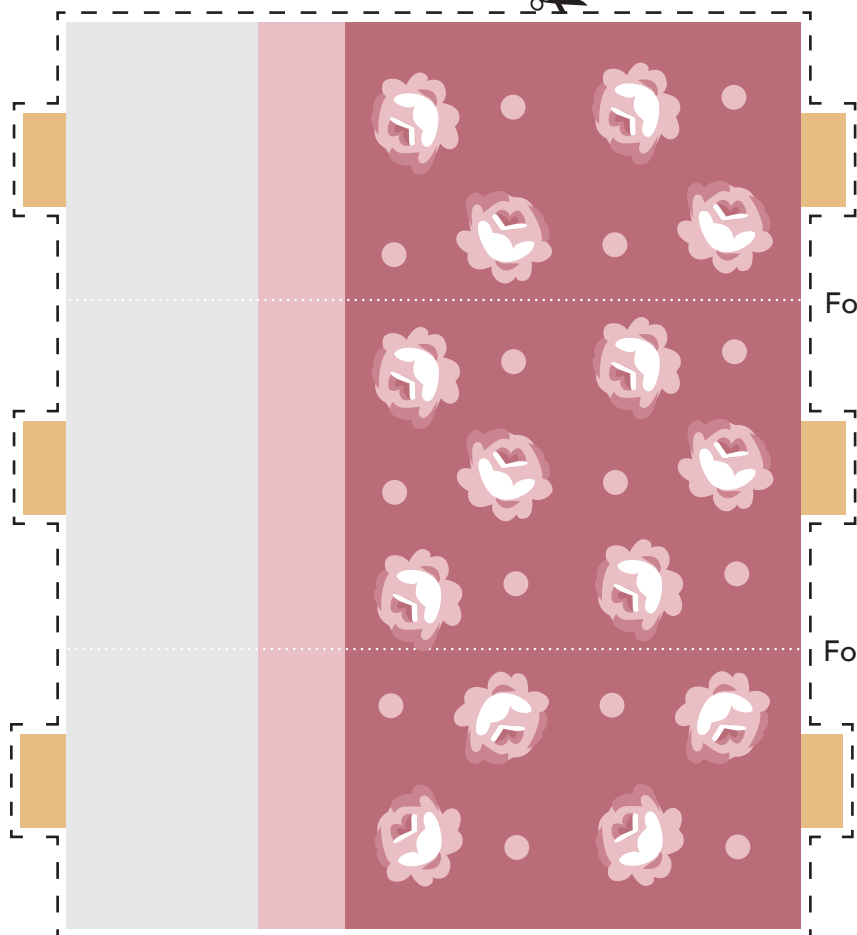
Here's one we made!



Headboard



Headboard



Fold here

Fold here

Bed base